



## INDEPENDENT AUDITORS' REPORT

### TO THE MEMBERS OF KAJARIA PLYWOOD PRIVATE LIMITED

#### Report on the Standalone Ind AS Financial Statements

#### Opinion

We have audited the accompanying standalone financial statements of **KAJARIA PLYWOOD PRIVATE LIMITED** ("the Company"), which comprise the Balance Sheet as at March 31, 2019, the Statement of Profit and Loss (including Other Comprehensive Income), the Statement of Changes in Equity and the Statement of Cash Flows for the year ended on that date, and a summary of the significant accounting policies and other explanatory information (hereinafter referred to as "the standalone financial statements").

In our opinion and to the best of our information and according to the explanations given to us, the aforesaid standalone financial statements give the information required by the Companies Act, 2013 ("the Act") in the manner so required and give a true and fair view in conformity with the Indian Accounting Standards prescribed under section 133 of the Act read with the Companies (Indian Accounting Standards) Rules, 2015, as amended, ("Ind AS") and other accounting principles generally accepted in India, of the state of affairs of the Company as at March 31, 2019, the loss and total comprehensive income, changes in equity and its cash flows for the year ended on that date.

#### Basis Of Opinion

We conducted our audit of the standalone financial statements in accordance with the Standards on Auditing specified under section 143(10) of the Act (SAs). Our responsibilities under those Standards are further described in the Auditor's Responsibilities for the Audit of the Standalone Financial Statements section of our report. We are independent of the Company in accordance with the Code of Ethics issued by the Institute of Chartered Accountants of India (ICAI) together with the independence requirements that are relevant to our audit of the standalone financial statements under the provisions of the Act and the Rules made thereunder, and we have fulfilled our other ethical responsibilities in accordance with these requirements and the ICAI's Code of Ethics. We believe that the audit evidence we have obtained is sufficient and appropriate to provide a basis for our audit opinion on the standalone financial statements

#### Information Other than the Standalone Ind AS Financial Statements and Auditors' Report Thereon

The Company's Board of Directors is responsible for the preparation of other information. The other information comprises the Director's report, Corporate Governance report, Business responsible report and Management Discussion and Analysis of Annual report, but does not include the Standalone Ind AS Financial Statements and our report thereon. The Directors report, Corporate Governance report, Business responsible report and Management Discussion and Analysis of Annual report is expected to be made available to us after the date of this auditors' report.

Our opinion on the Standalone Ind AS Financial Statements does not cover the other information and we will not express any form of assurance conclusion thereon.



In connection with our audit of the Standalone Ind AS Financial Statements, our responsibility is to read the other information identified above when it becomes available to us and, in doing so, consider whether the other information is materially inconsistent with the Standalone Ind AS Financial Statements or our knowledge obtained during the course of our audit, or otherwise appears to be materially misstated.

When we read such other information as and when made available to us and if we conclude that there is a material misstatement therein, we are required to communicate the matter to those charged with governance.

### **Management's Responsibility for the Standalone Financial Statements**

The Company's Board of Directors is responsible for the matters stated in section 134(5) of the Act with respect to the preparation of these standalone financial statements that give a true and fair view of the financial position, financial performance, total comprehensive income, changes in equity and cash flows of the Company in accordance with the in AS and other accounting principles generally accepted in India. This responsibility also includes maintenance of adequate accounting records in accordance with the provisions of the Act for safeguarding the assets of the Company and for preventing and detecting frauds and other irregularities; selection and application of appropriate accounting policies; making judgments and estimates that are reasonable and prudent; and design, implementation and maintenance of adequate internal financial controls, that were operating effectively for ensuring the accuracy and completeness of the accounting records, relevant to the preparation and presentation of the standalone financial statements that give a true and fair view and are free from material misstatement, whether due to fraud or error.

In preparing the standalone financial statements, management is responsible for assessing the Company's ability to continue as a going concern, disclosing, as applicable, matters related to going concern and using the going concern basis of accounting unless management either intends to liquidate the Company or to cease operations, or has no realistic alternative but to do so.

The Board of Directors are responsible for overseeing the Company's financial reporting process.

### **Auditor's Responsibilities for the Audit of the Standalone Financial Statements**

Our objectives are to obtain reasonable assurance about whether the standalone financial statements as a whole are free from material misstatement, whether due to fraud or error, and to issue an auditor's report that includes our opinion. Reasonable assurance is a high level of assurance, but is not a guarantee that an audit conducted in accordance with SAs will always detect a material misstatement when it exists. Misstatements can arise from fraud or error and are considered material if, individually or in the aggregate, they could reasonably be expected to influence the economic decisions of users taken on the basis of these standalone financial statements.

As part of an audit in accordance with SAs, we exercise professional judgment and maintain professional skepticism throughout the audit. We also:

1. Identify and assess the risks of material misstatement of the standalone financial statements, whether due to fraud or error audit procedures, design and perform responsive to those risks, and obtain audit evidence that is sufficient and appropriate to provide a basis for our opinion. The risk of not detecting a material misstatement



resulting from fraud is higher than for one resulting from error, as fraud may involve collusion, forgery, intentional omissions, misrepresentations, or the override of internal control.


2. Obtain an understanding of internal financial controls relevant to the audit in order to design audit procedures that are appropriate in the circumstances. Under section 143(3)(l) of the Act, we are also responsible for expressing our opinion on whether the Company has adequate internal financial controls system in place and the operating effectiveness of such controls
3. Evaluate the appropriateness of accounting policies used and the reasonable ness of accounting estimates and related disclosures made by management.
4. Conclude on the appropriateness of management's use of the going concern basis of accounting and, based on the audit evidence obtained, whether a material uncertainty exists related to events or conditions that may cast significant doubt on the Company's ability to continue as a going concern. If we conclude that a material uncertainty exists, we are required to draw attention in our auditor's report to the related disclosures in the standalone financial statements or, if such disclosures are inadequate, to modify our opinion. Our conclusions are based on the audit evidence obtained up to the date of our auditor's report. However, future events or conditions may cause the Company to cease to continue as a going concern.
5. Evaluate the overall presentation, structure and content of the standalone financial statements, including the disclosures, and whether the standalone financial statements represent the underlying transactions and event s in a manner that achieves fair presentation.

Materiality is the magnitude of misstatements in the standalone financial statements that, individually or in aggregate, makes it probable that the economic decisions of a reasonably knowledgeable user of the financial statements may be influenced. We consider quantitative materiality and qualitative factors in (i) planning the scope of our audit work and in evaluating the results of our work; and (ii) to evaluate the effect of any identified misstatements in the financial statements.

We communicate with those charged with governance regarding, among other matters, the planned scope and timing of the audit and significant audit findings, including any significant deficiencies in internal control that we identify during our audit.

We also provide those charged with governance with a statement that we have complied with relevant ethical requirements regarding independence, and to communicate with them all relationships and other matters that may reasonably be thought to bear on our independence, and where applicable, related safeguards.

From the matters communicated with those charged with governance, we determine those matters that were of most significance in the audit of the standalone financial statements of the current period and are therefore the key audit matters. We describe these matters in our auditor's report unless law or regulation precludes public disclosure about the matter or when, in extremely rare circumstances, we determine that a matter should not be communicated in our report because the adverse consequences of doing so would reasonably be expected to outweigh the public interest benefits of such communication.






### Other Matters

The comparative financial information of the Company for the period ended 31 March 2018 and the transition date opening balance sheet as at 1 April 2018 included in these Standalone Ind AS financial statements, are based on the previously issued statutory financial statements prepared in accordance with the Companies (Accounting Standards) Rules, 2006 audited by us M/s O P Bagla & Co LLP, whose audit report for the period ended 31 March 2018 dated 02 July 2018 expressed an unmodified opinion on those Standalone financial statements, as adjusted for the differences in the accounting principles adopted by the Company on transition to the Ind AS, which have been audited by us.

Our opinion is not modified in respect of above matter.

### Report on Other Legal and Regulatory Requirements

1. As required by the Companies (Auditor's Report) Order, 2016 ("the Order") issued by the Central Government in terms of Section 143(11) of the Act, we give in "Annexure I" a statement on the matters specified in paragraphs 3 and 4 of the Order.
2. As required by Section 143(3) of the Act, based on our audit we report that:
  - a) We have sought and obtained all the information and explanations which to the best of our knowledge and belief were necessary for the purposes of our audit.
  - b) In our opinion, proper books of account as required by law have been kept by the Company so far as it appears from our examination of those books.
  - c) The Balance Sheet, the Statement of Profit and Loss including Other Comprehensive Income, Statement of Changes in Equity and the Statement of Cash Flow dealt with by this Report are in agreement with the relevant books of account.
  - d) In our opinion, the aforesaid standalone Ind AS financial statements comply with the Indian Accounting Standards (Ind AS) prescribed under section 133 of the Act read with the Companies (Indian Accounting Standards) Rules, 2015 as amended.;
  - e) On the basis of the written representations received from the directors as on March 31, 2019 taken on record by the Board of Directors, none of the directors is disqualified as on March 31, 2019 from being appointed as a director in terms of Section 164 (2) of the Act.
  - f) With respect to the adequacy of the internal financial controls over financial reporting of the Company and the operating effectiveness of such controls, refer to our separate Report in "Annexure II". Our report expresses an unmodified opinion on the adequacy and operating effectiveness of the Company's internal financial controls over financial reporting.
  - g) With respect to the other matters to be included in the Auditor's Report in accordance with the requirements of section 197(16) of the Act, as amended:





**O P BAGLA & CO LLP**  
CHARTERED ACCOUNTANTS

Regd. Office :  
8/12, KALKAJI EXTENSION  
NEW DELHI - 110019  
Ph.: 011-26436190, 26412939  
E-mail : admin@opbco.in  
Website : www.opbco.in

In our opinion and to the best of our information and according to the explanations given to us, the remuneration paid by the Company to its directors during the year is in accordance with the provisions of section 197 of the Act.

h) With respect to the other matters to be included in the Auditor's Report in accordance with Rule 11 of the Companies (Audit and Auditors) Rules, 2014, as amended in our opinion and to the best of our information and according to the explanations given to us:

- I. The Company does not have any pending litigations which would impact its financial position.
- II. The Company did not have any long-term contracts including derivative contracts for which there were any material foreseeable losses.
- III. There have been no amounts, required to be transferred, to the Investor Education and Protection Fund by the Company.

For O P BAGLA & CO LLP  
CHARTERED ACCOUNTANTS  
Firm Regn. No. 000018N/N500091

(NITIN JAIN)  
PARTNER  
M. No. 510841

PLACE: NEW DELHI  
DATED: 03.08.19





**ANNEXURE- I TO THE INDEPENDENT AUDITOR'S REPORT**

**(Referred to in paragraph 1 under 'Report on Other Legal and Regulatory Requirements' section of our report of even date)**

- i. a) As informed to us the company is maintaining proper records showing full particulars, including quantitative details and situation of fixed assets.  
b) These fixed assets have been physically verified by the management at reasonable intervals and no material discrepancies were noticed on such verification.  
c) There are no immovable properties held by the company.
- ii. As informed to us physical verification of inventory has been conducted at reasonable intervals by the management. There are not opening and closing inventory in the books of company.
- iii. a) The company has not granted loans, *secured or unsecured* to companies, firms, LLPs, or other parties covered in the register maintained under section 189 of the Companies Act. Hence Clause (iii) (b) & (c) of para 3 are not applicable to the company.
- iv. As informed to us, the company has not entered into any transactions in nature of loans/ investment/guarantee/security covered under section 185 and 186 of Companies Act 2013.
- v. According to the information and explanations given to us the company has not accepted any deposits, in terms of the directives issued by the Reserve Bank of India and the provisions of sections 73 to 76 or any other relevant provisions of the Companies Act and the rules framed there under.
- vi. In respect of business activities of the company maintenance of cost records has not been specified by the Central Government under sub-section (l) of section 148 of the Companies Act read with rules framed thereunder.
- vii. a) The company is regular in depositing undisputed statutory dues including provident fund, employees' state insurance, income-tax, goods and service tax, cess and any other statutory dues with the appropriate authorities. There are no outstanding statutory dues as at the last day of the financial year under audit for a period of more than six months from the date they became payable.  
b) There are no dues of income tax or sales tax or service tax or duty of customs or good and service tax or cess which have not been deposited on account of any dispute.
- viii. There are no loans from banks, financial institution or government. The company has not issued any debenture.





**O P BAGLA & CO LLP**  
CHARTERED ACCOUNTANTS

Regd. Office :  
8/12, KALKAJI EXTENSION  
NEW DELHI - 110019  
Ph.: 011-26436190, 26412939  
E-mail : admin@opbco.in  
Website : www.opbco.in

- ix. The company has not raised any money during the year by way of initial public offer or further public offer (including debt instrument) and term loan.
- x. As informed to us there has been no fraud by the company or on the company by its officers or employees noticed or reported during the year.
- xi. No managerial remuneration has been paid/provided during the year by the company.
- xii. The company is not a Nidhi company and therefore clause 3(xii) of the Order related to such companies is not applicable to the company.
- xiii. According to the information and explanation given to us all transactions with the related parties are in compliance with sections 177 and 188 of Companies Act, 2013 where applicable and the details have been disclosed in the Financial Statements as required by the applicable accounting standards.
- xiv. The company has made private placement of equity shares during the year. Requirement of Section 42 of the Companies Act, 2013 have been complied with by the company and the amount raised have been used for the purposes for which the funds were raised.
- xv. As informed to us, during the year the company has not entered into any non-cash transactions with any of its directors or persons connected with the directors. Therefor clause 3(xv) of the Order is not applicable.
- xvi. In our opinion the company is not required to get registered under section 45-IA of Reserve Bank of India Act 1934.

For O P BAGLA & CO LLP  
CHARTERED ACCOUNTANTS  
Firm Regn. No. 000018N/N500091

(NITIN JAIN)  
PARTNER  
M. No. 510841

PLACE: NEW DELHI

DATED : 03.05.19





**ANNEXURE- II TO THE INDEPENDENT AUDITOR'S REPORT**

**(Referred to in paragraph 2(f) under 'Report on Other Legal and Regulatory Requirements' section of our report of even date)**

We have audited the internal financial controls over financial reporting of **KAJARIA PLYWOOD PRIVATE LIMITED** ("the Company") as of March 31, 2019 in conjunction with our audit of the standalone Ind AS financial statements of the Company for the year ended on that date.

**Management's Responsibility for Internal Financial Controls**

The Company's management is responsible for establishing and maintaining internal financial controls based on the internal control over financial reporting criteria established by the Company considering the essential components of internal control stated in the Guidance Note on Audit of Internal Financial Controls Over Financial Reporting issued by the Institute of Chartered Accountants of India. These responsibilities include the design, implementation and maintenance of adequate internal financial controls that were operating effectively for ensuring the orderly and efficient conduct of its business, including adherence to company's policies, the safeguarding of its assets, the prevention and detection of frauds and errors, the accuracy and completeness of the accounting records, and the timely preparation of reliable financial information, as required under the Companies Act, 2013.

**Auditors' Responsibility**

Our responsibility is to express an opinion on the Company's internal financial controls over financial reporting based on our audit. We conducted our audit in accordance with the Guidance Note on Audit of Internal Financial Controls Over Financial Reporting (the "Guidance Note") and the Standards on Auditing, issued by ICAI and deemed to be prescribed under section 143(10) of the Companies Act, 2013, to the extent applicable to an audit of internal financial controls, both applicable to an audit of Internal Financial Controls and, both issued by the Institute of Chartered Accountants of India. Those Standards and the Guidance Note require that we comply with ethical requirements and plan and perform the audit to obtain reasonable assurance about whether adequate internal financial controls over financial reporting was established and maintained and if such controls operated effectively in all material respects. Our audit involves performing procedures to obtain audit evidence about the adequacy of the internal financial controls system over financial reporting and their operating effectiveness.

Our audit of internal financial controls over financial reporting included obtaining an understanding of internal financial controls over financial reporting, assessing the risk that a material weakness exists, and testing and evaluating the design and operating effectiveness of internal control based on the assessed risk. The procedures selected depend on the auditor's judgment, including the assessment of the risks of material misstatement of the financial statements, whether due to fraud or error. We believe that the audit evidence I/we have obtained is sufficient and appropriate to provide a basis for our audit opinion on the Company's internal financial controls system over financial reporting.







**O P BAGLA & CO LLP**  
CHARTERED ACCOUNTANTS

Regd. Office :  
8/12, KALKAJI EXTENSION  
NEW DELHI - 110019  
Ph.: 011-26436190, 26412939  
E-mail : admin@opbco.in  
Website : www.opbco.in

**Meaning of Internal Financial Controls Over Financial Reporting**

A company's internal financial control over financial reporting is a process designed to provide reasonable assurance regarding the reliability of financial reporting and the preparation of financial statements for external purposes in accordance with generally accepted accounting principles. A company's internal financial control over financial reporting includes those policies and procedures that

- (1) pertain to the maintenance of records that, in reasonable detail, accurately and fairly reflect the transactions and dispositions of the assets of the company;
- (2) provide reasonable assurance that transactions are recorded as necessary to permit preparation of financial statements in accordance with generally accepted accounting principles, and that receipts and expenditures of the company are being made only in accordance with authorisations of management and directors of the company; and
- (3) provide reasonable assurance regarding prevention or timely detection of unauthorised acquisition, use, or disposition of the company's assets that could have a material effect on the financial statements.

**Inherent Limitations of Internal Financial Controls Over Financial Reporting**

Because of the inherent limitations of internal financial controls over financial reporting, including the possibility of collusion or improper management override of controls, material misstatements due to error or fraud may occur and not be detected. Also, projections of any evaluation of the internal financial controls over financial reporting to future periods are subject to the risk that the internal financial control over financial reporting may become inadequate because of changes in conditions, or that the degree of compliance with the policies or procedures may deteriorate.

**Opinion**

In our opinion, the Company has, in all material respects, an adequate internal financial controls system over financial reporting and such internal financial controls over financial reporting were operating effectively as at March 31, 2019, based on the internal control over financial reporting criteria established by the Company considering the essential components of internal control stated in the Guidance Note on Audit of Internal Financial Controls Over Financial Reporting issued by the Institute of Chartered Accountants of India.

For O P BAGLA & CO LLP  
CHARTERED ACCOUNTANTS  
Firm Regn. No. 000018N/N500091

PLACE: NEW DELHI  
DATED: 03-05-2019



(NITIN JAIN)  
PARTNER  
M. No. 510841

Kajaria Plywood Private Limited  
Balance Sheet as at 31 March, 2019

(Amount in Rupees lakh, unless otherwise stated)

Particulars	Notes	As at 31 March 2019	As at 01 April 2018
<b>I ASSETS</b>			
<b>(1) Non-current assets</b>			
(a) Property, plant and equipment	3	3.51	0.25
(b) Financial assets:			
(i) Loans	4	0.55	-
(c) Non current tax assets (net)	5	0.41	
<b>Sub-total</b>		<b>4.47</b>	<b>0.25</b>
<b>(2) Current assets</b>			
(a) Financial assets			
(i) Trade receivables	7	199.83	-
(ii) Cash and cash equivalents	8	60.97	13.25
(b) Other current assets	6	118.74	1.02
<b>Sub-total</b>		<b>379.54</b>	<b>14.27</b>
<b>Total Assets</b>		<b>384.01</b>	<b>14.52</b>
<b>II EQUITY AND LIABILITIES</b>			
<b>Equity</b>			
Equity share capital	9	400.00	11.00
Other Equity	10	(634.89)	(30.13)
<b>Sub-total</b>		<b>(234.89)</b>	<b>(19.13)</b>
<b>LIABILITIES</b>			
<b>(1) Non-current liabilities</b>			
(a) Financial liabilities			
(i) Borrowings	11	325.00	-
(b) Provisions	12	5.39	-
<b>Sub-total</b>		<b>330.39</b>	<b>-</b>
<b>(2) Current liabilities</b>			
(a) Financial liabilities			
(i) Borrowings	11	-	25.00
(ii) Trade Payables	13	141.91	6.73
(iii) Other financial liabilities	14	123.99	-
(b) Other current liabilities	15	22.42	1.91
(c) Provisions	12	0.19	-
<b>Sub-total</b>		<b>288.51</b>	<b>33.65</b>
<b>Total Equity and Liabilities</b>		<b>384.01</b>	<b>14.52</b>

**Significant Accounting Policies**

1 & 2

The accompanying notes form an integral part to the financial statements.

As per our report of even date attached

**For O P Bagla & Co. LLP**  
Chartered Accountants  
FRN 000018N/N500091

NITIN JAIN  
Partner  
M.No.510841  
Place: New Delhi  
Date: 03-05-2019



*CHC*  
Chetan Kajaria  
Director  
DIN : 00273928

For and on behalf of the board

*AK*  
Alok Kumar  
Director  
DIN : 00413134

Kajaria Plywood Private Limited  
Statement of Profit and Loss for the year ended 31 March 2019

(Amount in Rupees lakh, unless otherwise stated)

Particulars	Notes	For the Year ended 31 March 2019	For the Period 27th Sep 2017 to 31 March 2018
<b>I INCOME</b>			
Revenue from operations	16	1682.28	-
Other income	17	11.64	-
<b>Total Revenue (I)</b>		<b>1693.92</b>	<b>-</b>
<b>II EXPENSES</b>			
Purchases of stock in trade	18	1288.29	-
Employee benefits expenses	19	465.88	16.33
Finance costs	20	6.14	0.03
Depreciation and amortization expenses	21	0.71	0.01
Other expenses	22	537.66	13.76
<b>Total expenses (II)</b>		<b>2298.68</b>	<b>30.13</b>
<b>III Profit / (loss) for the year from continuing operations (I-II)</b>		<b>(604.76)</b>	<b>(30.13)</b>
<b>IV Tax expense:</b>			
Current Tax		-	-
<b>V Profit / (Loss) for the Year (III-IV)</b>		<b>(604.76)</b>	<b>(30.13)</b>
<b>VI Other Comprehensive Income (OCI)</b>			
<b>Items that will not be reclassified to profit or loss in subsequent period</b>			
Re-measurement gains (losses) on defined benefit plans		-	-
<b>VII Total comprehensive income for the year, net of tax</b>		<b>(604.76)</b>	<b>(30.13)</b>
<b>VIII Earnings per Share (In Rupees)</b>	23		
Basic and Diluted computed on the basis of profit from computing operations		(18.29)	(53.75)

Significant Accounting Policies

1 & 2

The accompanying notes form an integral part to the financial statements.

As per our report of even date attached

For O P Bagla & Co. LLP  
Chartered Accountants  
FRN 000018NIN500091

NITIN JAIN  
Partner  
M.No.510841

Place: New Delhi

Date: 03-05-2019



Chetan Kajaria  
Director  
DIN : 00273928

For and on behalf of the board

Alok Kumar  
Director  
DIN : 00413134

(Amount in Rupees lacs, unless otherwise stated)

Particulars	Year ended 31 March 2019	For the Period 27th Sep 2017 to 31 March 2018
<b>A. CASH FLOW FROM OPERATING ACTIVITIES</b>		
Net Profit before tax	(604.76)	(30.13)
Adjusted for :		
Depreciation and Amortisation	0.71	0.01
Interest Income	(4.14)	-
Finance costs	6.14	0.03
	2.71	0.04
<b>Operating Profit before Working Capital Changes</b>	(602.05)	(30.09)
Adjusted for :		
Trade & Other receivable	(318.10)	32.62
Trade Payable	135.18	-
Other financial liabilities	123.99	-
Other current liabilities	20.50	-
Provisions	5.58	-
	(32.86)	32.62
<b>Cash Generated from Operations</b>	(634.90)	2.53
Direct Taxes Paid (net)	(0.41)	-
Exceptional items	-	-
	(0.41)	-
<b>Net Cash from operating activities</b>	(635.31)	2.53
<b>B. CASH FLOW FROM INVESTING ACTIVITIES</b>		
Purchase of tangible and intangible assets	(3.97)	(0.25)
Interest Received	4.14	-
	0.17	(0.25)
<b>Net Cash used in Investing Activities</b>	0.17	(0.25)
<b>C. CASH FLOW FROM FINANCING ACTIVITIES</b>		
Proceeds of Issue of Share Capital	389.00	11.00
Proceeds/ (Repayment) of Borrowings (Net)	300.00	-
Interest Paid	(6.14)	(0.03)
	682.86	10.97
<b>Net Cash used in Financing Activities</b>	682.86	10.97
<b>Net increase in Cash and Cash Equivalents</b>	47.72	13.25
Opening balance of Cash and Cash Equivalents as at the beginning of the year	13.25	0.00
Closing balance of Cash and Cash Equivalents as at the year end	60.97	13.25



Kajaria Plywood Private Limited

Cash Flow Statement for the year ended 31 March 2019

(Amount in Rupees lacs, unless otherwise stated)

Particulars	Year ended 31 March 2019	For the Period 27th Sep 2017 to 31 March 2018
<b>Note to cash flow statement</b>		
1 Components of cash and cash equivalents		
Balances with banks		
- Current accounts	60.72	13.25
- Deposit accounts (demand deposits and deposits having original maturity of 3 months or less)		
Cash on hand	0.25	-
<b>Cash and cash equivalents considered in the cash flow statement</b>	<b>60.97</b>	<b>13.25</b>
2 The above cash flow statement has been prepared in accordance with the 'Indirect method' as set out in Indian Accounting Standard - 7 on 'Statement of Cash Flows' as specified in (Indian Accounting Standard) Amendment Rules, 2016		
The note referred to above forms an integral part of the financial statements		

As per our report of even date attached

For O P Bagla & Co. LLP  
Chartered Accountants  
FRN 000018NN500094

NITIN JAIN  
Partner  
M.No.510841  
Place: New Delhi  
Date: 03-05-2019



For and on behalf of the board

*CHC*  
Chetan Kajaria  
Director  
DIN : 00273928

*AK*  
Alok Kumar  
Director  
DIN : 00413134

## Accounting Policies under Ind AS

### Standalone financial statements of Kajaria Plywood Private Limited for the year ended 31-March-2019

#### 1. Corporate information

KAJARIA PLYWOOD PRIVATE LIMITED (“KPPL” or “the company”) is a private limited company domiciled in India and was incorporated on 27<sup>th</sup> September 2017. The company is subsidiary company of Kajaria Ceramics Ltd. The registered office of the Company is located at J-1/B-1 Extension, Mohan Coop Ind Estate, Mathura Road, New Delhi.

The company is engaged in trading of Plywood & Block Board. The company started its operations in the year 2018 with trading division Gandhidham (Gujarat) and it also has trading division at Rudrapur (Uttarakhand).

The financial statements of the company for the year ended 31st March 2019 were authorized for issue in accordance with a resolution of the directors on 3<sup>th</sup> May, 2019.

#### 2. Significant accounting policies

##### 2.1 Basis of preparation

The financial statements of the Company have been prepared in accordance with Indian Accounting Standards (Ind AS) notified under the Companies (Indian Accounting Standards) Rules, 2015 and the Companies (Indian Accounting Standards) (Amendment) Rules, 2016.

For all periods up to and including the year ended 31 March 2018, the Company prepared its financial statements in accordance with Indian GAAP including accounting standards notified under section 133 of the Companies Act 2013, read together with paragraph 7 of the Companies (Accounts) Rules, 2014 (Indian GAAP). These financial statements for the year ended 31 March 2019 are the first being prepared in accordance with IndAS.

The financial statements have been prepared on a historical cost basis, except for the certain assets and liabilities which have been measured at different basis and such basis has been disclosed in relevant accounting policy.

The financial statements are presented in INR and all values are rounded to the nearest lacs (INR 00,000), except when otherwise indicated.

##### 2.2 Significant accounting policies

###### a. Current versus non-current classification

The Company presents assets and liabilities in the balance sheet based on current / non-current classification.

An asset/liability is treated as current when it is:

- Expected to be realised or intended to be sold or consumed or settled in normal operating cycle
- Held primarily for the purpose of trading
- Expected to be realised/settled within twelve months after the reporting period, or
- Cash or cash equivalent unless restricted from being exchanged or used to settle a liability for at least twelve months after the reporting period
- There is no unconditional right to defer the settlement of the liability for at least twelve months after the reporting period.

All other assets and liabilities are classified as non-current.

The Company classifies all other liabilities as non-current.

Deferred tax assets and liabilities are classified as non-current assets and liabilities respectively.



## **Accounting Policies under Ind AS**

### **Standalone financial statements of Kajaria Plywood Private Limited for the year ended 31-March-2019**

#### **b. Property, plant and equipment**

##### **i) Tangible assets**

Under the previous GAAP (Indian GAAP), property, plant and equipment were carried in the balance sheet at cost net of accumulated depreciation as at 31 March 2018. The Company has elected to regard those values of property as deemed cost at the date of the transition to Ind AS, i.e., 1 April 2018.

Property, plant and equipment are stated at cost [i.e., cost of acquisition or construction inclusive of freight, erection and commissioning charges, non-refundable duties and taxes, expenditure during construction period, borrowing costs (in case of a qualifying asset) upto the date of acquisition/ installation], net of accumulated depreciation.

When significant parts of property, plant and equipment (identified individually as component) are required to be replaced at intervals, the Company derecognizes the replaced part, and recognizes the new part with its own associated useful life and it is depreciated accordingly. Whenever major inspection/overhaul/repair is performed, its cost is recognized in the carrying amount of respective assets as a replacement, if the recognition criteria are satisfied. All other repair and maintenance costs are recognized in the statement of profit and loss.

The present value of the expected cost for the decommissioning of an asset after its use is included in the cost of the respective asset if the recognition criteria for a provision are met.

Property, plant and equipment's are eliminated from financial statements, either on disposal or when retired from active use. Losses/gains arising in case retirement/disposals of property, plant and equipment are recognized in the statement of profit and loss in the year of occurrence.

Depreciation on property, plant and equipment's are provided to the extent of depreciable amount on the straight line (SLM) Method. Depreciation is provided at the rates and in the manner prescribed in Schedule II to the Companies Act, 2013.

The residual values, useful lives and methods of depreciation/amortization of property, plant and equipment are reviewed at each financial year end and adjusted prospectively, if appropriate.

#### **c. Borrowing Costs**

Borrowing costs directly attributable to the acquisition, construction or production of an asset that necessarily takes a substantial period of time to get ready for its intended use or sale are capitalised as part of the cost of the respective asset. All other borrowing costs are expensed in the period in which they occur.

#### **d. Impairment of non-financial assets**

The Company assesses, at each reporting date, whether there is an indication that an asset may be impaired. If any indication exists, or when annual impairment testing for an asset is required, the Company estimates the asset's recoverable amount. An asset's recoverable amount is the higher of an asset's or cash-generating unit's (CGU) fair value less costs of disposal and its value in use. Recoverable amount is determined for an individual asset, unless the asset does not generate cash inflows that are largely independent of those from other assets or groups of assets. When the carrying amount of an asset or CGU exceeds its recoverable amount, the asset is considered impaired and is written down to its recoverable amount.

Impairment losses of continuing operations, including impairment on inventories, are recognised in the statement of profit and loss.

#### **e. Inventories**

Items of inventories are measured at lower of cost and net realizable value after providing for obsolescence, wherever considered necessary. Cost of trading and other products are determined on weighted average basis.



**Accounting Policies under Ind AS  
Standalone financial statements of Kajaria Plywood Private Limited for the year ended 31-March-2019**

**g. Revenue recognition:**

Revenue is recognised on transfer of promised goods and services to the customers on performance of obligation at the price that reflects the consideration to which the Company expected to receive on performance of obligation, regardless of when payment is being made. Revenue from operations includes sale of goods and adjusted for discounts. Interest income is recognised on a time proportion basis taking into account the amount outstanding and the interest rate applicable.

**h. Foreign currency transactions**

The Company's financial statements are presented in INR, which is also its functional currency.

Foreign currency transactions are initially recorded in functional currency using the exchange rates at the date the transaction.

At each balance sheet date, foreign currency monetary items are reported using the exchange rate prevailing at the year end.

Exchange differences arising on settlement or translation of monetary items are recognised in statement of profit and loss.

Non-monetary items that are measured in terms of historical cost in a foreign currency are translated using the exchange rates at the dates of the initial transactions.

**i. Taxes on income**

Current tax

Current tax is measured at the amount expected to be paid/ recovered to/from the taxation authorities. The tax rates and tax laws used to compute the amount are those that are enacted or substantively enacted, at the reporting date.

Current income tax relating to items recognised directly in equity/other comprehensive income is recognised under the respective head and not in the statement of profit & loss. Management periodically evaluates positions taken in the tax returns with respect to situations in which applicable tax regulations are subject to interpretation and establishes provisions where appropriate.

Current tax assets are offset against current tax liabilities if, and only if, a legally enforceable right exists to set off the recognised amounts and there is an intention either to settle on a net basis, or to realise the asset and settle the liability simultaneously.

Deferred tax

Deferred tax is provided using the liability method on temporary differences between the tax bases of assets and liabilities and their carrying amounts for financial reporting purposes at the reporting date.

Deferred tax assets are recognised for all deductible temporary differences, the carry forward of unused tax credits and any unused tax losses. Deferred tax assets are recognised to the extent that it is probable that taxable profit will be available against which the deductible temporary differences, and the carry forward of unused tax credits and unused tax losses can be utilised.

Deferred tax assets and liabilities are measured at the tax rates that are expected to apply to the period when the asset is realized or the liability is settled, based on tax rates (and tax laws) that have been enacted or substantively enacted at the balance sheet date. Tax relating to items recognized directly in equity/other comprehensive income is recognized in respective head and not in the statement of profit & loss.





## Accounting Policies under Ind AS

### Standalone financial statements of Kajaria Plywood Private Limited for the year ended 31-March-2019

The carrying amount of deferred tax assets is reviewed at each balance sheet date and is adjusted to the extent that it is no longer probable that sufficient taxable profit will be available to allow all or part of the asset to be recovered.

Deferred tax assets and deferred tax liabilities are offset if a legally enforceable right exists to set off current tax assets against current tax liabilities and the deferred taxes relate to the same taxable entity and the same taxation authority.

#### j. Employee benefits

All employee benefits that are expected to be settled wholly within twelve months after the end of period in which the employee renders the related services are classified as short term employee benefits. Benefits such as salaries, wages, short-term compensated absences, etc. are recognized as expense during the period in which the employee renders related service.

Payments to defined contribution retirement benefit plans are recognized as an expense when employees have rendered the service entitling them to the contribution.

The Company's contribution to the Provident Fund is remitted to provident fund authorities and are based on a fixed percentage of the eligible employee's salary and debited to Statement of Profit and Loss.

#### k. Provisions, Contingent liabilities and Contingent assets

Provisions are recognised when the Company has a present obligation (legal or constructive) as a result of a past events and it is probable that an outflow of resources embodying economic benefits will be required to settle the obligation and a reliable estimate can be made of the amount of the obligation.

If the effect of the time value of money is material, provisions are discounted using a current pre-tax rate that reflects, when appropriate, the risks specific to the liability. When discounting is used, the increase in the provision due to the passage of time is recognised as a finance cost.

Contingent liability is disclosed in the case of:

- a present obligation arising from past events, when it is not probable that an outflow of resources will be required to settle the obligation;
- a present obligation arising from past events, when no reliable estimate is possible

Provisions, contingent liabilities and contingent assets are reviewed at each balance sheet date.

#### • Earnings per share

Basic earnings per equity share is computed by dividing the net profit after tax attributable to the equity shareholders by the weighted average number of equity shares outstanding during the year. Diluted earnings per equity share is computed by dividing adjusted net profit after tax by the aggregate of weighted average number of equity shares and dilutive potential equity shares during the year.

#### • Cash and cash equivalents

Cash and cash equivalent in the balance sheet comprise cash at banks and on hand, cheques on hand and short-term deposits with an original maturity of three months or less, which are subject to an insignificant risk of changes in value.

For the purpose of the statement of cash flows, cash and cash equivalents consist of cash and short-term deposits, as defined above.



**Accounting Policies under Ind AS**  
**Standalone financial statements of Kajaria Plywood Private Limited for the year ended 31-March-2019**

- **Fair value measurement**

The Company measures financial instruments such as derivatives and certain investments, at fair value at each balance sheet date.

All assets and liabilities for which fair value is measured or disclosed in the financial statements are categorized within the fair value hierarchy, described as follows, based on the lowest level input that is significant to the fair value measurement as a whole:

- Level 1 — Quoted (unadjusted) market prices in active markets for identical assets or liabilities
- Level 2 — Valuation techniques for which the lowest level input that is significant to the fair value measurement is directly or indirectly observable
- Level 3 — Valuation techniques for which the lowest level input that is significant to the fair value measurement is unobservable

For assets and liabilities that are recognized in the balance sheet on a recurring basis, the Company determines whether transfers have occurred between levels in the hierarchy by re-assessing categorization (based on the lowest level input that is significant to the fair value measurement as a whole) at the end of each reporting period.

For the purpose of fair value disclosures, the Company has determined classes of assets and liabilities on the basis of the nature, characteristics and risks of the asset or liability and the level of the fair value hierarchy as explained above.

- **Financial instruments**

A financial instrument is any contract that gives rise to a financial asset of one entity and a financial liability or equity instrument of another entity.

**(a) Financial assets**

**Classification**

The Company classifies financial assets as subsequently measured at amortized cost, fair value through other comprehensive income or fair value through profit or loss on the basis of its business model for managing the financial assets and the contractual cash flows characteristics of the financial asset.

**Initial recognition and measurement**

All financial assets are recognized initially at fair value plus, in the case of financial assets not recorded at fair value through profit or loss, transaction costs that are attributable to the acquisition of the financial asset.

**Subsequent measurement**

For purposes of subsequent measurement financial assets are classified in below categories:

- **Financial assets carried at amortised cost**

A financial asset is subsequently measured at amortised cost if it is held within a business model whose objective is to hold the asset in order to collect contractual cash flows and the contractual terms of the financial asset give rise on specified dates to cash flows that are solely payments of principal and interest on the principal amount outstanding.

- **Financial assets at fair value through other comprehensive income**

A financial asset is subsequently measured at fair value through other comprehensive income if it is held within a business model whose objective is achieved by both collecting contractual cash flows and selling financial assets and the contractual terms of the financial asset give rise on specified dates to cash flows that are solely payments of principal and interest on the principal amount outstanding. The Company has made an irrevocable election for its investments which are classified as equity instruments to present the subsequent changes in fair value in other comprehensive income based on its business model.



**Accounting Policies under Ind AS**  
**Standalone financial statements of Kajaria Plywood Private Limited for the year ended 31-March-2019**

- **Financial assets at fair value through profit or loss**

A financial asset which is not classified in any of the above categories are subsequently fair valued through profit or loss.

**Derecognition**

A financial asset is primarily derecognized when the rights to receive cash flows from the asset have expired or the Company has transferred its rights to receive cash flows from the asset.

**Impairment of financial assets**

The Company assesses impairment based on expected credit losses (ECL) model for measurement and recognition of impairment loss on the financial assets that are trade receivables or contract revenue receivables and all lease receivables.

**(b) Financial liabilities**

**Classification**

The Company classifies all financial liabilities as subsequently measured at amortized cost, except for financial liabilities at fair value through profit or loss. Such liabilities, including derivatives that are liabilities, shall be subsequently measured at fair value.

**Initial recognition and measurement**

All financial liabilities are recognized initially at fair value and, in the case of loans and borrowings and payables, net of directly attributable transaction costs. The Company's financial liabilities include trade and other payables, loans and borrowings including bank overdrafts, and derivative financial instruments.

**Subsequent measurement**

The measurement of financial liabilities depends on their classification, as described below:

- **Financial liabilities at amortised cost**

After initial recognition, interest-bearing loans and borrowings are subsequently measured at amortized cost using the EIR method. Gains and losses are recognized in profit or loss when the liabilities are derecognized as well as through the EIR amortization process.

Amortized cost is calculated by taking into account any discount or premium on acquisition and fees or costs that are an integral part of the EIR. The EIR amortization is included as finance costs in the statement of profit and loss.

- **Financial liabilities at fair value through profit or loss**

Financial liabilities at fair value through profit or loss include financial liabilities held for trading and financial liabilities designated upon initial recognition as at fair value through profit or loss. Financial liabilities are classified as held for trading if they are incurred for the purpose of repurchasing in the near term. This category also includes derivative financial instruments entered into by the Company that are not designated as hedging instruments in hedge relationships as defined by Ind AS 109. Separated embedded derivatives are also classified as held for trading unless they are designated as effective hedging instruments.

Gains or losses on liabilities held for trading are recognized in the statement of profit and loss.

**Derecognition**

A financial liability is derecognized when the obligation under the liability is discharged or cancelled or expires. When an existing financial liability is replaced by another from the same lender on substantially different terms, or the terms of an existing liability are substantially modified, such an exchange or modification is treated as the derecognition of the original liability and the recognition of a new liability. The difference in the respective carrying amounts is recognized in the statement of profit and loss.



## Accounting Policies under Ind AS

### Standalone financial statements of Kajaria Plywood Private Limited for the year ended 31-March-2019

- Unless specifically stated to be otherwise, these policies are consistently followed.

## 2.3 Significant accounting judgements, estimates and assumptions

The preparation of the Company's financial statements requires management to make judgements, estimates and assumptions that affect the reported amounts of revenues, expenses, assets and liabilities, and the accompanying disclosures, and the disclosure of contingent liabilities at the date of the financial statements. Estimates and assumptions are continuously evaluated and are based on management's experience and other factors, including expectations of future events that are believed to be reasonable under the circumstances. Uncertainty about these assumptions and estimates could result in outcomes that require a material adjustment to the carrying amount of assets or liabilities affected in future periods.

In particular, the Company has identified the following areas where significant judgements, estimates and assumptions are required. Further information on each of these areas and how they impact the various accounting policies are described below and also in the relevant notes to the financial statements. Changes in estimates are accounted for prospectively.

### Judgements

In the process of applying the Company's accounting policies, management has made the following judgements, which have the most significant effect on the amounts recognized in the financial statements:

#### Contingencies

Contingent liabilities may arise from the ordinary course of business in relation to claims against the Company, including legal, contractor, land access and other claims. By their nature, contingencies will be resolved only when one or more uncertain future events occur or fail to occur. The assessment of the existence, and potential quantum, of contingencies inherently involves the exercise of significant judgments and the use of estimates regarding the outcome of future events.

#### Estimates and assumptions

The key assumptions concerning the future and other key sources of estimation uncertainty at the reporting date that have a significant risk of causing a material adjustment to the carrying amounts of assets and liabilities within the next financial year, are described below. The Company based its assumptions and estimates on parameters available when the consolidated financial statements were prepared. Existing circumstances and assumptions about future developments, however, may change due to market change or circumstances arising beyond the control of the Company. Such changes are reflected in the assumptions when they occur.

#### (a) Impairment of non-financial assets

The Company assesses at each reporting date whether there is an indication that an asset may be impaired. If any indication exists, or when annual impairment testing for an asset is required, the Company estimates the asset's recoverable amount. An asset's recoverable amount is the higher of an asset's or CGU's fair value less costs of disposal and its value in use. It is determined for an individual asset, unless the asset does not generate cash inflows that are largely independent of those from other assets or groups of assets. Where the carrying amount of an asset or CGU exceeds its recoverable amount, the asset is considered impaired and is written down to its recoverable amount.

In assessing value in use, the estimated future cash flows are discounted to their present value using a pre-tax discount rate that reflects current market assessments of the time value of money and the risks specific to the asset. In determining fair value less costs of disposal, recent market transactions are taken into account. If no such transactions can be identified, an appropriate valuation model is used. These calculations are corroborated by valuation multiples, quoted share prices for publicly traded subsidiaries or other available fair value indicators.

#### (b) Defined benefit plans

The cost of the defined benefit plan and other post-employment benefits and the present value of such obligation are determined using actuarial valuations. An actuarial valuation involves making various assumptions that may differ from actual developments in the future. These include the determination of the discount rate, future salary increases, mortality rates and future pension increases. Due to the complexities involved in the valuation and its long-term



## Accounting Policies under Ind AS

### Standalone financial statements of Kajaria Plywood Private Limited for the year ended 31-March-2019

nature, a defined benefit obligation is highly sensitive to changes in these assumptions. All assumptions are reviewed at each reporting date.

#### (c) Fair value measurement of financial instruments

When the fair values of financial assets and financial liabilities recorded in the balance sheet cannot be measured based on quoted prices in active markets, their fair value is measured using valuation techniques including the DCF model. The inputs to these models are taken from observable markets where possible, but where this is not feasible, a degree of judgment is required in establishing fair values. Judgements include considerations of inputs such as liquidity risk, credit risk and volatility. Changes in assumptions about these factors could affect the reported fair value of financial instruments.

#### (d) Impairment of financial assets

The impairment provisions for financial assets are based on assumptions about risk of default and expected loss rates. The Company uses judgments in making these assumptions and selecting the inputs to the impairment calculation, based on Company's past history, existing market conditions as well as forward looking estimates at the end of each reporting period.

## 2.4 Standard Issued but not yet Effective

**1. Ind AS 116 Leases:** On March 30, 2019, Ministry of Corporate Affairs has notified Ind AS 116-Leases. Ind AS 116 will replace the existing leases Standard, Ind AS 17 Leases, and related Interpretations. The Standard sets out the principles for the recognition, measurement, presentation and disclosure of leases for both parties to a contract i.e., the lessee and the lessor. Ind AS 116 introduces a single lessee accounting model and requires a lessee to recognize assets and liabilities for all leases with a term of more than twelve months, unless the underlying asset is of low value. Currently, operating lease expenses are charged to the statement of Profit & Loss. The Standard also contains enhanced disclosure requirements for lessees. Ind AS 116 substantially carries forward the lessor accounting requirements in Ind AS 17.

The effective date for adoption of Ind AS 116 is annual periods beginning on or after April 1, 2019. The Company is in the process of making an assessment of the impact of Ind AS 116 upon initial application.

**2. Ind AS 12 Appendix C, Uncertainty over Income Tax Treatments:** On March 30, 2019, Ministry of Corporate Affairs has notified Ind AS 12 Appendix C, Uncertainty over Income Tax Treatments which is to be applied while performing the determination of taxable profit (or loss), tax bases, unused tax losses, unused tax credits and tax rates, when there is uncertainty over income tax treatments under Ind AS 12. According to the appendix, companies need to determine the probability of the relevant tax authority accepting each tax treatment, or group of tax treatments, that the companies have used or plan to use in their income tax filing which has to be considered to compute the most likely amount or the expected value of the tax treatment when determining taxable profit (tax loss), tax bases, unused tax losses, unused tax credits and tax rates. The standard permits two possible methods of transition - i) Full retrospective approach – Under this approach, Appendix C will be applied retrospectively to each prior reporting period presented in accordance with Ind AS 8 – Accounting Policies, Changes in Accounting Estimates and Errors, without using hindsight and ii) Retrospectively with cumulative effect of initially applying Appendix C recognized by adjusting equity on initial application, without adjusting comparatives.

The effective date for adoption of Ind AS 12 Appendix C is annual periods beginning on or after April 1, 2019. The Company is currently evaluating the effect of this amendment on the standalone financial statements.

**3. Amendment to Ind AS 12 – Income taxes:** On March 30, 2019, Ministry of Corporate Affairs issued amendments to the guidance in Ind AS 12, 'Income Taxes', in connection with accounting for dividend distribution taxes. The amendment clarifies that an entity shall recognise the income tax consequences of dividends in profit or loss, other comprehensive income or equity according to where the entity originally recognised those past transactions or events.

Effective date for application of this amendment is annual period beginning on or after April 1, 2019. The Company is currently evaluating the effect of this amendment on the standalone financial statements.

**4. Amendment to Ind AS 19 – plan amendment, curtailment or settlement:** On March 30, 2019, Ministry of Corporate Affairs issued amendments to Ind AS 19, 'Employee Benefits', in connection with accounting for plan amendments, curtailments and settlements. The amendments require an entity: • to use updated assumptions to determine current service cost and net interest for the remainder of the period after a plan amendment, curtailment or settlement; and • to recognise in profit or loss as part of past service cost, or a gain or



**Accounting Policies under Ind AS**

**Standalone financial statements of Kajaria Plywood Private Limited for the year ended 31-March-2019**

loss on settlement, any reduction in a surplus, even if that surplus was not previously recognised because of the impact of the asset ceiling.

Effective date for application of this amendment is annual period beginning on or after April 1, 2019. The Company is currently evaluating the effect of this amendment on the standalone financial statements.



Kajaria Plywood Private Limited  
Notes to financial statement for the year ended 31 March 2019

(Amount in Rupees lakh, unless otherwise stated)

**Note 3 :**

**a. Property, plant and equipment**

	Furniture & fixtures	Computers	Electric & Office equipments	Total
<b>Gross Carrying Value</b>				
<b>As 1 April 2017</b>	-	-	-	-
Additions	-	0.26	-	0.26
Disposal	-	-	-	-
<b>As 31 March 2018</b>	-	0.26	-	0.26
Additions	0.53	1.29	2.15	3.97
Disposal	-	-	-	-
<b>As 31 March 2019</b>	<b>0.53</b>	<b>1.55</b>	<b>2.15</b>	<b>4.23</b>
<b>Depreciation and impairment</b>				
<b>As 1 April 2017</b>	-	-	-	-
Additions	-	0.01	-	0.01
Disposal	-	-	-	-
<b>As 31 March 2018</b>	-	0.01	-	0.01
Additions	0.02	0.35	0.34	0.71
Disposal	-	-	-	-
<b>As 31 March 2019</b>	<b>0.02</b>	<b>0.36</b>	<b>0.34</b>	<b>0.72</b>
<b>Net Carrying value</b>				
<b>31 March 2019</b>	0.51	1.19	1.81	3.51
<b>31 March 2018</b>	-	0.25	-	0.25



Kajaria Plywood Private Limited  
Statement of Changes in Equity for the year ended 31 March 2019

Equity share capital

31 March 2019    01 April 2018

Issued, subscribed and paid up capital (Refer note 9)

Opening balance	11.00	11.00
Issued during the year	389.00	-
Closing balance	400.00	11.00

Other equity (refer note 13)

	Reserves and Surplus		Other Comprehensive income	Total equity
	Share premium	Retained earnings	Actuarial gain/(loss)	
<b>At 1 April 2017</b>		-	-	-
Net income / (loss) for the period	-	(30.13)	-	(30.13)
Other comprehensive income	-	-	-	-
<b>Total</b>	-	(30.13)	-	(30.13)
<b>At 31 March 2018</b>	-	(30.13)	-	(30.13)
Net income / (loss) for the year	-	(604.76)	-	(604.76)
Equity component of CCPS	-	-	-	-
Other comprehensive income	-	-	-	-
<b>Total</b>	-	(604.76)	-	(604.76)
<b>At 31 March 2019</b>	-	(634.89)	-	(634.89)

The accompanying notes form an integral part to the financial statements.

As per our report of even date attached

For O P Bagla & Co. LLP  
Chartered Accountants  
FRN 000018NIN500091

MITIN JAIN  
Partner  
M.No.510841  
Place: New Delhi  
Date: 03-05-2019



For and on behalf of the board

Chetan Kajaria  
Director  
DIN : 00273928

Alok Kumar  
Director  
DIN : 00413134



**Kajaria Plywood Private Limited**

**Notes to financial statement for the year ended 31 March 2019**

(Amount in Rupees lakh, unless otherwise stated)

**Note 4 : Loans (Unsecured, Considered good)**

Security deposits

Non-Current		Current	
31 March 2019	01 April 2018	31 March 2019	01 April 2018
0.55	-	-	-
<u>0.55</u>	<u>-</u>	<u>-</u>	<u>-</u>



**Kajaria Plywood Private Limited**

**Notes to financial statement for the year ended 31 March 2019**

(Amount in Rupees lakh, unless otherwise stated)

	Non-Current		Current	
	31 March 2019	01 April 2018	31 March 2019	01 April 2018
<b>Note 5 : Non current tax assets (net)</b>				
TDS Receivable	0.41	-	-	-
	<b>0.41</b>	-	-	-
<b>Note 6 : Other current assets</b>				
Prepaid expenses	-	-	100.55	-
GST Receivable	-	-	10.68	-
Insurance Claim Receivable	-	-	7.50	-
	-	-	<b>118.74</b>	<b>1.02</b>



**Kajaria Plywood Private Limited**  
**Notes to financial statement for the year ended 31 March 2019**

(Amount in Rupees lakh, unless otherwise stated)

**Note 7 : Trade receivables**  
(Unsecured)

**31 March 2019    01 April 2018**

Considered Good

199.83	-
199.83	-

No trade or other receivable are due from Directors or other officers of the Company either severally or jointly with any other person. No any trade or other receivable due from firms or private companies in which any director is a partner, director or a member.

All trade receivalbes are short term. Net carrying amount of trade receivables is at reasonable approximation of fair value.

**Note 8 : Cash and cash equivalent**

**31 March 2019    01 April 2018**

Balance with banks

60.72                      13.25

Cash on hand

0.25	-
60.97	13.25

For the purpose of the Statement of cash flows, cash and cash equivalents comprise the following:

**Particulars**

**31 March 2019    01 April 2018**

Balance with banks

60.72                      13.25

- In current accounts

Cash on hand

0.25	-
60.97	13.25

**Break up of financial assets carried at amortised cost:**

**31 March 2019    01 April 2018**

Security deposits

0.55                      -

Cash and cash equivalents

60.97                      13.25

Trade receivables

242.04                      -

Other loans

-                              1.02

**Total**

303.56	14.27
--------	-------



(Amount in Rupees lakh, unless otherwise stated)

**Note 9 : Equity Share capital**

**a) Authorised**

1,00,00,000 shares (31 March 2018: 1,00,00,000 shares of par value of Rs. 10 each)

31 March, 2019	01 April 2018
1,000.00	1,000.00
<b>1,000.00</b>	<b>1,000.00</b>

**b) Issued, subscribed and paid up**

40,00,000 shares (31 March 2018: 1,10,000 shares of par value of Rs. 10 each)

31 March, 2019	01 April 2018
400.00	11.00
<b>400.00</b>	<b>11.00</b>

c) The Company has issued 38,90,000 shares during the year. The company has not bought back any share in current year and in previous year.

**Reconciliation of number of shares outstanding at the beginning and at the end of the year**

**Particulars**

Shares outstanding at the beginning of the year  
Shares issued during the year  
Shares outstanding at the end of the year

Particulars	Number of shares	
	31 March, 2019	01 April 2018
Shares outstanding at the beginning of the year	110,000	-
Shares issued during the year	3,890,000	110,000
Shares outstanding at the end of the year	<b>4,000,000</b>	<b>110,000</b>

**Particulars**

Shares Capital at the beginning of the year  
Shares issued during the year  
Shares Capital at the end of the year

Particulars	Amount in Rs. Lakh	
	31 March, 2019	01 April 2018
Shares Capital at the beginning of the year	11.00	-
Shares issued during the year	389.00	11.00
Shares Capital at the end of the year	<b>400.00</b>	<b>11.00</b>

**d) Rights, preferences and restrictions attached to the equity shares**

The Company has only one class of equity shares having face value of Rs. 10/- per share. The holder of the equity shares is entitled to receive dividend as declared from time to time. The dividend proposed by the Board of Directors is subject to approval of the shareholders in ensuing annual general meeting. The holder of the share is entitled to voting rights proportionate to their shareholding. In the event of liquidation of the Company, the holders of equity shares will be entitled to receive assets of the Company remaining after settlement of all liabilities. The distribution will be in proportion to the number of equity shares held by the share holders.

e) Kajaria Ceramics Limited is the holding company of the Company with effective from 05.06.2018 and shares held by such holding company are mentioned in as below in note (f).


**f) Details of the shareholders holding more than 5% shares in the Company**

**Particulars**

Kajaria Ceramics Limited  
Ashok Kajaria  
Chetan Kajaria

Particulars	Sunday, March 31, 2019		01 April 2018	
	Number of shares held	% of holding	Number of shares	% of holding
Kajaria Ceramics Limited	3,850,000	96.25%	-	-
Ashok Kajaria	55,000	1.38%	55,000	50%
Chetan Kajaria	55,000	1.38%	55,000	50%

g) The Company has not issued any bonus shares or shares for a consideration other than cash since its incorporation.



**Kajaria Plywood Private Limited**

**Notes to financial statement for the year ended 31 March 2019**

(Amount in Rupees lakh, unless otherwise stated)

**Note 10 : Other Equity**

	<b>Amount</b>
<b>Reserves and Surplus</b>	
<b>Retained earnings</b>	
At 1 April 2017	
Profit/(loss) for the period	(30.13)
At 31 March 2018	<u>(30.13)</u>
Profit/(loss) for the year	<u>(604.76)</u>
Balance as at 31 March 2019	<u><u>(634.89)</u></u>
<b>Total other equity at</b>	
As at 31 March 2019	(634.89)
As at 31 March 2018	(30.13)



**Kajaria Plywood Private Limited**  
**Notes to financial statement for the year ended 31 March 2019**

(Amount in Rupees lakh, unless otherwise stated)

	Non-Current		Current	
	31 March 2019	01 April 2018	31 March 2019	01 April 2018
<b>Note 11 : Borrowings</b>				
Inter Corporate Deposits				
From Related Party	325.00	-	-	-
From a Company	-	-	-	25.00
	<u>325.00</u>	<u>-</u>	<u>-</u>	<u>25.00</u>

**TERMS OF BORROWINGS**

Represents amount borrowed from M/s Kajaria Ceramics Ltd - Holding Company. Bearing interest @ 8% p.a.(Previous year from Salsett Vinimay Pvt Ltd. bearing interest rate@8%). Stipulation for repayment of loan is not fixed.

There is no continuing default on the balance sheet date in repayment of loan and interest.

	Non-Current		Current	
	31 March 2019	01 April 2018	31 March 2019	01 April 2018
<b>Note 12 : Provisions</b>				
<b>Provision for employee benefits</b>				
Gratuity	2.98	-	0.01	-
Accumulated leaves	2.41	-	0.18	-
	<u>5.39</u>	<u>-</u>	<u>0.19</u>	<u>-</u>

(refer notes 29 and 41 for Ind AS 19 disclosure)

**Note 13 : Trade Payables**

	31 March 2019	01 April 2018
<b>Trade payables</b>		
Dues of Micro and Small Enterprises	-	-
Dues to others	141.91	6.73
	<u>141.91</u>	<u>6.73</u>

Terms and conditions of the above trade payables:

Trade payables are non-interest bearing and are normally settled within 90 days except for SME's which are settled within 45 days.

**Note 14 : Other Financial Liabilities**

	31 March 2019	01 April 2018
Interest bearing Deposit received	44.50	-
Payable to Employees	8.78	-
Outstanding Liabilities	70.71	-
	<u>123.99</u>	<u>0.00</u>

**Break up of financial liabilities carried at amortised cost:**

	31 March 2019	01 April 2018
Trade payables	141.91	6.73
Other financial liabilities	123.99	-
Borrowings (current)	-	25.00
Borrowings (non - current)	325.00	-
	<u>590.90</u>	<u>31.73</u>



**Kajaria Plywood Private Limited**  
**Notes to financial statement for the year ended 31 March 2019**

(Amount in Rupees lakh, unless otherwise stated)

**Note 15 : Other Current liabilities**

Advance from customers  
Statutory dues payable

31 March 2019	01 April 2018
14.04	-
8.38	1.91
<u>22.42</u>	<u>1.91</u>



Kajaria Plywood Private Limited  
Notes to financial statement for the year ended 31 March 2019

(Amount in Rupees lakh, unless otherwise stated)

	31 March 2019	For the Period 27th Sep 2017 to 31 March 2018
--	---------------	---

**Note 16 : Revenue from operations**

Sale of products		
Plywood & Block Board	1,682.28	-
<b>Total sale of products</b>	<b>1,682.28</b>	<b>-</b>

**Note 17 : Other Income**

	31 March 2019	For the Period 27th Sep 2017 to 31 March 2018
--	---------------	---

Interest income - on term deposits from banks	4.14	-
Insurance claim receivable	7.50	-
	<b>11.64</b>	<b>-</b>

**Note 18 : Purchases of stock in trade**

	31 March 2019	For the Period 27th Sep 2017 to 31 March 2018
--	---------------	---

Purchases of stock in trade	1,288.29	-
	<b>1,288.29</b>	<b>-</b>





**Note 19 : Employee benefit expense**

	31 March 2019	For the Period 27th Sep 2017 to 31 March 2018
Salary, wages, bonus and allowance	451.43	16.33
Contribution to provident fund and other funds	11.45	-
Staff Welfare expenses	3.00	-
	<u>465.88</u>	<u>16.33</u>

**Note 20 : Finance Costs**

	31 March 2019	For the Period 27th Sep 2017 to 31 March 2018
Interest on debts and borrowings	6.14	0.03
	<u>6.14</u>	<u>0.03</u>

**Note 21 : Depreciation and amortization expense**

	31 March 2019	For the Period 27th Sep 2017 to 31 March 2018
Depreciation of property, plant and equipment (refer to note 3)	0.71	0.01
	<u>0.71</u>	<u>0.01</u>

**Note 22 : Other expenses**

	31 March 2019	For the Period 27th Sep 2017 to 31 March 2018
Repair and Maintenance		
-Other	0.77	-
Auditor's Remuneration		
-As Audit Fee	1.25	0.12
-For Other matters	0.46	-
Legal and Professional Expenses	15.80	0.93
Communication Expense	14.04	0.04
Rent Expenses	1.96	-
Bank Charges	0.03	-
Advertisement and Sales Promotion Expenses	270.99	-
Freight, Handling and Distribution Expenses	101.01	-
Rates and taxes	0.20	-
Printing and stationary	4.16	-
Insurance Expenses	3.94	-
Travelling and Conveyance Expenses	90.18	1.96
Vehicle Running and Maintenance Expenses	27.59	0.36
Electricity & Water Expenses	0.29	-
Preliminary Expenses	-	10.32
Miscellaneous Expenses	4.99	0.03
	<u>537.66</u>	<u>13.76</u>



**Note -23**

**Earning per share**

Basic and Diluted EPS amounts are calculated by dividing the profit for the year attributable to equity holders of the Company by the weighted average number of Equity shares outstanding during the year.

Diluted EPS amounts are calculated by dividing the profit attributable to equity holders of the company by the weighted average number of Equity shares outstanding during the year plus the weighted average number of Equity shares that would be issued on conversion of all the dilutive potential Equity shares into Equity shares.

The following reflects the income and share data used in the basic and diluted EPS computations:

**Particulars**

	31 March 2019	For the Period 27th Sep 2017 to 31 March 2018
<b>Profit attributable to equity holders of the Company:</b>		
Continuing operations	(604.76)	(30.13)
Discontinued operations	-	-
<b>Profit attributable to equity holders for basic earnings</b>	<b>(604.76)</b>	<b>(30.13)</b>
Dilution effect	-	-
<b>Profit attributable to equity holders adjusted for dilution effect</b>	<b>(604.76)</b>	<b>(30.13)</b>
Weighted Average number of equity shares used for computing Earning Per Share (Basic & Diluted) *	3,307,260	110,000
* There have been no other transactions involving Equity shares or potential Equity shares between the reporting date and the date of authorisation of these financial statements.		
<b>Earning Per Share - Continuing operations</b>		
Basic	(18.29)	53.75
Diluted	(18.29)	53.75
<b>Face Value per equity share</b>	10.00	10.00



**Kajaria Plywood Private Limited**

**Notes to financial statement for the year ended 31 March 2019**

**(Amount in Rupees lakh, unless otherwise stated)**

**Note 24**

**CONTINGENT LAIBILITY & CAPITAL COMMITMENT**

Estimated amount of contracts remaining to be executed on Capital Account (Net of Advances) and not provided for :

**31 March 2019**

**31-Mar-18**



**Note - 25**

Defined Contribution Plans - General Description

Retirement benefits in the form of provident fund, superannuation fund and national pension scheme are defined contribution schemes. The Company has no obligation, other than the contribution payable to the provident fund. The Company's contribution to the provident fund is Rs. 11.16 lacs (31 March 2018 : Nil)

Defined Benefit Plans - General Description

Gratuity:

The Company has a defined benefit gratuity plan. Gratuity is computed as 15 days salary, for every completed year of service or part thereof in excess of 6 months and is payable on retirement / termination / resignation. The benefit vests on the employee completing 5 years of service. The Company makes provision of such gratuity asset/liability in the books of account on the basis of actuarial valuation as per the projected unit credit method.

The following tables summarise the components of net benefit expense recognised in the statement of profit or loss and the funded status and amounts recognised in the balance sheet for the gratuity plan:

Changes in the present value of the defined benefit obligation are, as follows:

	31 March 2019	01 April 2018
<b>Defined benefit obligation at the beginning of the year</b>		
Current service cost	2.99	-
Interest cost	-	-
Benefits paid	-	-
Actuarial (gain)/ loss on obligations - OCI	-	-
<b>Defined benefit obligation at the end of the year</b>	<b>2.99</b>	<b>-</b>

Changes in the fair value of plan assets are, as follows:

	31 March 2019	01 April 2018
<b>Fair value of plan assets at the beginning of the year</b>		
Contribution by employer	-	-
Return on plan assets	-	-
Benefits paid	-	-
Expected Interest Income on plan assets	-	-
Actuarial gain/(loss) on plan asset	-	-
<b>Fair value of plan assets at the end of the year</b>	<b>-</b>	<b>-</b>

Reconciliation of fair value of plan assets and defined benefit obligation:

	31 March 2019	01 April 2018
Fair value of plan assets	-	-
Defined benefit obligation	2.99	-
<b>Amount recognised in the Balance Sheet</b>	<b>2.99</b>	<b>-</b>
Current	-	-
Non current	-	-

Amount recognised in Statement of Profit and Loss:

	31 March 2019	01 April 2018
Current service cost	2.99	-
Net interest expense	-	-
<b>Amount recognised in Statement of Profit and Loss</b>	<b>2.99</b>	<b>-</b>

Amount recognised in Other Comprehensive Income:

	31 March 2019	01 April 2018
Actuarial (gain)/loss - obligation	-	-
<b>Amount recognised in Other Comprehensive Income:</b>	<b>-</b>	<b>-</b>

The principal assumptions used in determining gratuity liability for the Company's plans are shown below:

	31 March 2019	01 April 2018
Discount rate	7.75%	-
Future salary increases	5.00%	-
Attrition Rate / Withdrawl Rate	5.00%	-
Retirement age	58	-
Limit (Rs. In lakhs)	20.00	-



A quantitative sensitivity analysis for significant assumption as at 31 March 2018 is as shown below:

Gratuity Plan	Sensitivity level		Impact on DBO		
	31 March 2019	01 April 2018	31 March 2019	01 April 2018	
Assumptions					
	Discount rate	+1%	+1%	(0.24)	-
		-1%	-1%	0.28	-
Future salary increases		+1%	+1%	0.29	-
		-1%	-1%	(0.25)	-
Withdrawal rate		+1%	+1%	(0.07)	-
		-1%	-1%	0.07	-

The sensitivity analyses above have been determined based on a method that extrapolates the impact on defined benefit obligation as a result of reasonable changes in key assumptions occurring at the end of the reporting period.

Sensitivities due to mortality and withdrawals are insignificant and hence ignored.

Sensitivities as to rate of inflation, rate of increase of pensions in payments, rate of increase of pensions before retirement & life expectancy are not applicable being a lump sum benefit on retirement.

The following payments are expected contributions to the defined benefit plan in future years:

	31 March 2019	01 April 2018
Within next 12 months (next annual reporting period)	0.01	-
Between 2 and 5 years	0.34	-
Beyond 5 years	4.44	-
<b>Total expected payments</b>	<b>4.79</b>	<b>-</b>

The weighted average duration of the defined benefit plan obligation at the end of the reporting period is 15 (31 March 2018: NA).



**Kajaria Plywood Private Limited**

**Notes to financial statement for the year ended 31 March 2019**

(Amount in Rupees lakh, unless otherwise stated)

**Note -26**

**Dues to Micro and Small Enterprises**

The dues to Micro and Small Enterprises as required under the Micro, Small and Medium Enterprises Development Act, 2006 to the extent information available with the Company is given

Rs in Lakhs

Particulars	March 31, 2019	01 April 2018
(a) The principal amount and the interest due thereon remaining unpaid to any supplier as at the end of each accounting year		
Principal amount due to micro and small enterprises	-	-
Interest due on above	-	-
(b) The amount of interest paid by the buyer in terms of section 16 of the MSMED Act 2006 along with the amounts of the payment made to the supplier beyond the appointed day during each accounting year	-	-
(c) The amount of interest due and payable for the period of delay in making payment (which have been paid but beyond the appointed day during the year) but without adding the interest specified under the MSMED Act 2006.	-	-
(d) The amount of interest accrued and remaining unpaid at the end of each accounting year.	-	-
(e) The amount of further interest remaining due and payable even in the succeeding years, until such date when the interest dues as above are actually paid to the small enterprise for the purpose of disallowance as a deductible expenditure under section 23 of the MSMED Act 2006	-	-

#The details of amounts outstanding to Micro and Small Enterprises under the Micro, Small and Medium Enterprises Development Act, 2006 are as per available information with the Company.



**Kajaria Plywood Private Limited**

**Notes to financial statement for the year ended 31 March 2019**

**(Amount in Rupees lakh, unless otherwise stated)**

**Note -27**

**Segment Reporting**

The business activity of the Company falls within one business segment viz. "Plywood and Blockboard Trading item" and substantially sale of the product is within the country. The Gross income and profit from the other segment is below the norms prescribed in Ind AS 108 Hence the disclosure requirement of Indian Accounting Standard 108 of "Segment Reporting" notified by the Companies (Indian Accounting Standards) Rules, 2014 (as amended), is not considered applicable.



**Kajaria Plywood Private Limited**  
**Notes to financial statement for the year ended 31 March 2019**

(Amount in Rupees lakh, unless otherwise stated)

**Note -28**

**Related party disclosures**

**Names of related parties and description of relationship**

<b>Name of the related party</b>	<b>Relationship</b>
Kajaria Ceramics Limited	Holding Company
Mr Ashok Kajaria	Director
Mr Chetan Kajaria	Director
Dua Engineering Works Pvt Ltd	Enterprises owned by key management personnel

**A Transactions during the period/ year:**

	31 March 2019	01 April 2018
<b>Kajaria Ceramics Limited</b>		
Amount borrowed (Net)	325.00	-
Interest paid	4.20	-
Reimbursement of Expenses	7.43	
Amount received from Kajaria Ceramics Limited towards issued of equity shares	385.00	
<b>Mr.Ashok Kajaria</b>		
Amount received towards issued of equity of shares	-	5.50
<b>Mr.Chetan Kajaria</b>		
Amount received towards issued of equity of shares	-	5.50
<b>Dua Engineering Works Pvt Ltd</b>		
Rent Paid (without taxes)	0.30	-

**C Closing Balances -**

	31 March 2019	01 April 2018
Holding Company - Credit	325.00	-

**Terms and conditions of transactions with related parties**

The transaction to and from related parties are made on terms equivalent to those that prevail in arm's length transactions. Outstanding balances at the year-end are unsecured. There have been no guarantees provided or received for any related party receivables or payables. Tem loans , Buyers Credit Facilities are guaranted by holding company, Kajaria Ceramics Ltd. For the year ended 31 March 2019, the Company has not recorded any impairment of receivables relating to amounts owed by related parties (31 March 2018: INR Nil). This assessment is undertaken each financial year through examining the financial position of the related party and the market in which the related party operates.





**29. Financial risk management objectives and policies**

The Company's principal financial liabilities, other than derivatives, comprise borrowings, trade and other payables, security deposits and others. The Company's principal financial assets include trade and other receivables, loans and cash and short-term deposits and loans.

The Company is exposed to market risk, credit risk and liquidity risk. The Company's management oversees the management of these risks. The Company's senior management is reviewing financial risks and the appropriate financial risk governance framework. The Company's management ensure that the Company's financial risk activities are governed by appropriate policies and procedures and that financial risks are identified, measured and managed in accordance with the Company's policies and risk objectives. The management reviews and agrees policies for managing each of these risks, which are summarised below.

**I. Market risk**

Market risk is the risk that the fair value of future cash flows of a financial instrument will fluctuate because of changes in market prices. Market risk comprises three types of risk: interest rate risk, currency risk and other price risk. Financial instruments affected by market risk include , deposits.

The sensitivity analyses of the above mentioned risk in the following sections relate to the position as at 31 March 2019 and 31 March 2020.

The analyses exclude the impact of movements in market variables on: the carrying values of gratuity and other post-retirement obligations; provisions; and the non-financial assets and liabilities of foreign operations. The analysis for contingent liabilities is provided in Note 24.

The following assumptions have been made in calculating the sensitivity analyses:

- The sensitivity of the relevant profit or loss item is the effect of the assumed changes in respective market risks. This is based on the

A. Interest rate risk

Interest rate risk is the risk that the fair value or future cash flows of a financial instrument will fluctuate because of changes in market interest rates. The Company's exposure to the risk of changes in market interest rates relates primarily to the Company's debt obligations with floating interest rates. However the risk is very low due to negligible borrowings by the Company.

	Increase/decrease in basis points	Effect on loss before tax
	INR In lacs	
<b>31-Mar-19</b>		
INR	0.5	0.26
INR	-0.5	0.26
<b>31-Mar-18</b>		
INR*	0.5	-
INR*	-0.5	-

\* The amount of change due to increase/ decrease in basis points is Rs. 206/- for the period ended 27 september to 31st March 2018.

The assumed movement in basis points for the interest rate sensitivity analysis is based on the currently observable market environment, showing a significantly higher volatility than in prior years.

B. Foreign currency sensitivity

Foreign currency risk is the risk that the fair value of future cash flows of an exposure will fluctuate because of changes in exchange rates. Foreign currency risk sensitivity is the impact on the Company's profit before tax is due to changes in the fair value of monetary assets and liabilities. There is no foreign currency exposure as on balance sheet date.



The movement in the pre-tax effect on profit and loss is a result of a change in the fair value of derivative financial instruments not designated in a hedge relationship and monetary assets and liabilities denominated in INR, where the functional currency of the entity is a currency other than INR.

## II. Credit risk

Credit risk is the risk that counterparty will not meet its obligations under a financial instrument or customer contract, leading to a financial loss. The Company is exposed to credit risk from its operating activities (primarily trade receivables) and from its financing activities, including deposits with banks and financial institutions.

Credit risk from investments with banks and other financial institutions is managed by the Treasury functions in accordance with the management policies. Investments of surplus funds are only made with approved counterparties who meet the appropriate rating and/or other criteria, and are only made within approved limits. The management continually re-assess the Company's policy and update as required. The limits are set to minimise the concentration of risks and therefore mitigate financial loss through counterparty failure.

### A. Trade receivables

Customer credit risk is managed by each business unit subject to the Company's established policy, procedures and control relating to customer credit risk management. Credit quality of a customer is assessed based on an extensive credit review and individual credit limits are defined in accordance with this assessment. Outstanding customer receivables are regularly monitored.

At the year end the Company does not have any significant concentrations of bad debt risk .

An impairment analysis is performed at each reporting date on an individual basis for major clients. The calculation is based on historical data. The maximum exposure to credit risk at the reporting date is the carrying value of each class of financial assets disclosed in Note 33. The Company does not hold collateral as security. The Company evaluates the concentration of risk with respect to trade receivables as low, as its customers are located in several jurisdictions and operate in largely independent markets.

### B. Financial instruments and cash deposits

Credit risk from balances with banks and financial institutions is managed by the Company's treasury department in accordance with the Company's policy. Investments of surplus funds are made only with approved counterparties.

## III. Liquidity risk

The Company's objective is to maintain a balance between continuity of funding and flexibility through the use of bank overdrafts.

The table below summarises the maturity profile of the Company's financial liabilities based on contractual undiscounted payments.

	(Rs. In Lacs)					
	On demand	Less than 3 months	3 to 12 months	1 to 5 years	> 5 years	Total
<b>Year ended</b>						
<b>31-Mar-19</b>						
Borrowings	-	-	-	325.00	-	325.00
Trade payables	-	141.91	-	-	-	141.91
Other financial liabilities *	123.99	-	-	-	-	123.99
	<b>123.99</b>	<b>141.91</b>	<b>-</b>	<b>325.00</b>	<b>-</b>	<b>590.90</b>
<b>Year ended</b>						
<b>01-Apr-18</b>						
Borrowings	25.00	-	-	-	-	25.00
Trade payables	-	6.73	-	-	-	6.73
Other financial liabilities *	-	-	-	-	-	0.00
	<b>25.00</b>	<b>6.73</b>	<b>-</b>	<b>-</b>	<b>-</b>	<b>31.73</b>

## IV. Excessive risk concentration

Concentrations arise when a number of counterparties are engaged in similar business activities, or activities in the same geographical region, or have economic features that would cause their ability to meet contractual obligations to be similarly affected by changes in economic, political or other conditions. Concentrations indicate the relative sensitivity of the Company's performance to developments affecting a particular industry.

The Company's marketing facilities are situated in different geographies. Similarly the distribution network is spread PAN India.



**NOTES TO FINANCIAL STATEMENTS FOR THE YEAR ENDED 31 MARCH 2019**  
**(Amount in Rupees Lakh, unless otherwise stated)**

**Note: 30**  
**Capital Management**

The objective of the Company's capital management structure is to ensure that there remains sufficient liquidity within the Company to carry out committed work programme requirements. The Company monitors the long term cash flow requirements of the business in order to assess the requirement for changes to the capital structure to meet that objective and to maintain flexibility.

The Company manages its capital structure and makes adjustments to it, in light of changes to economic conditions. To maintain or adjust the capital structure, the Company may adjust the dividend payment to shareholders, return capital, issue new shares for cash, repay debt, put in place new debt facilities or undertake other such restructuring activities as appropriate.

No changes were made in the objectives, policies or processes during the year ended 31 March 2019.

	<b>At 31 March 2019</b>	<b>At 01 April 2018</b>
Borrowings	325.00	25.00
<b>Net debts A</b>	<b>325.00</b>	<b>25.00</b>
<b>Total Equity B</b>	<b>(234.89)</b>	<b>(19.13)</b>
<b>Gearing ratio (A/B)</b>	<b>(1.38)</b>	<b>(1.31)</b>



**Kajaria Plywood Private Limited**

**Notes to financial statement for the year ended 31 March 2019**  
**(Amount in Rupees lacs, unless otherwise stated)**

**31. Leases**

**Operating lease commitments - Company as lessee**

The Company has taken various commercial premises under operating leases. These leases have varying terms, escalation clauses and renewal rights. On renewal the terms of the leases are re-negotiated. Rent amounting to ₹1.96 lakhs (31 March 2018: Nil) has been debited to the Statement of Profit and Loss during the year.



## KAJARIA PLYWOOD PRIVATE LIMITED

### OTHER NOTES ON ACCOUNTS

**32 Deferred Tax Asset/Liability**

Deferred Tax arises because of difference in treatment between financial accounting and tax accounting, known as "Timing Differences". The tax effect of these timing differences is recorded as "Deferred Tax Assets" (generally items that can be used as a tax deduction or credit in future periods) and "Deferred Tax Liabilities" (generally items for which the company has received a tax deduction but has not recorded in the statement of income).

The deferred tax asset arising during the year has been set off to the extent of deferred tax liability and resulting Net Deferred Tax Asset has not been recognized in term of prudence norms and conservative view with regard to certainty of virtual profitability in future years.

33. In the opinion of Directors the value of realisation of current assets, loans & advances in the ordinary course of business will not be less than the amount at which they are stated in the balance sheet.

As per our report of even date attached

**For O P Bagla & Co LLP**

Chartered Accountants

FRN 000018NYN500091

*Nitin Jain*  
**Nitin Jain**

Partner

M.No. 510841

Place: New Delhi

Date: 03-05-2019



For and on behalf of the board

*Chetan Kajaria*  
**Chetan Kajaria**  
Director  
(DIN 273928)

*Alok Kumar*  
**Alok Kumar**  
Director  
(DIN 413134)

#### 34 First time adoption of Ind AS

These financial statements, for the year ended 31 March 2019, are the first the Company has prepared in accordance with Ind AS. For periods up to and including the year ended 31 March 2018, the Company prepared its financial statements in accordance with accounting standards notified under section 133 of the Companies Act 2013, read together with paragraph 7 of the Companies (Accounts) Rules, 2014 (Previous GAAP).

Accordingly, the Company has prepared financial statements which comply with Ind AS applicable for periods ending on 31 March 2019, together with the comparative period data as at and for the year ended 31 March 2018, as described in the summary of significant accounting policies. This note explains exemptions availed by the Company in restating its Previous GAAP financial statements, as at and for the year ended 31 March 2018.

##### **Exemptions applied:**

##### **1. Mandatory exceptions;**

##### **a) Estimates**

The estimates at 31 March 2018 are consistent with those made for the same dates in accordance with Previous GAAP (after adjustments to reflect any differences in accounting policies) apart from the following items where application of Previous GAAP did not require estimation:

- ▶ Impairment of financial assets based on expected credit loss model

The estimates used by the Company to present these amounts in accordance with Ind AS reflect conditions 31 March 2018.

##### **b) De-recognition of financial assets:**

The company has applied the de-recognition requirements in Ind AS 109 prospectively for transactions occurring on or after the date of transition to Ind AS.

##### **c) Classification and measurement of financial assets:**

##### **i. Financial Instruments:**

Financial assets like security deposits received and security deposits paid, has been classified and measured at amortised cost on the basis of the facts and circumstances that exist at the date of transition to Ind ASs. Since, it is impracticable for the Company to apply retrospectively the effective interest method in Ind AS 109, the fair value of the financial asset or the financial liability at the date of transition to Ind AS by applying amortised cost method, has been considered as the new gross carrying amount of that financial asset or the financial liability at the date of transition to Ind AS.

##### **d) Impairment of financial assets: (Trade receivables and other financial assets)**

At the date of transition to Ind ASs, the Company has determined that there significant increase in credit risk since the initial recognition of a financial instrument would require undue cost or effort, the Company has recognised a loss allowance at an amount equal to lifetime expected credit losses at each reporting date until that financial instrument is derecognised (unless that financial instrument is low credit risk at a reporting date).



**Optional exemptions;**

**A. Deemed cost-Previous GAAP carrying amount: (PPE and Intangible)**

Ind AS 101 permits a first-time adopter to elect to continue with the carrying value for all of its property, plant and equipment as recognised in the financial statements as at the date of transition to Ind AS, measured as per the previous GAAP and use that as its deemed cost as at the date of transition after making necessary adjustments for de-commissioning liabilities. This exemption can also be used for intangible assets covered by Ind AS 38 Intangible Assets and investment property covered by Ind AS 40 Investment Properties.

Accordingly, the company has elected to measure all of its property, plant and equipment, intangible assets and investment property at their previous GAAP carrying value.

**B. Lease:-**

Appendix C to Ind AS 17 requires an entity to assess whether a contract or arrangement contains a lease. In accordance with Ind AS 17, this assessment should be carried out at the inception of the contract or arrangement. Ind AS 101 provides an option to make this assessment on the basis of facts and circumstances existing at the date of transition to Ind AS, except where the effect is expected to be not material.

The company has elected to apply this exemption for such contracts/arrangements.



36 Reconciliation of equity as at 31st March 2018

Particulars	Notes Reference	Indian GAAP	Ind AS adjustments	Ind AS
		As at 31st March 2018		As at 31st March 2018
<b>I ASSETS</b>				
(1) Non-current assets				
(a) Property, Plant and Equipment	3	0.25	-	0.25
(b) Financial assets:				
(i) Loans	4	-	-	-
(c) Other non current assets	5	-	-	-
Sub-total		0.25	-	0.25
(2) Current assets				
(a) Financial assets				
(i) Trade receivables	7	-	-	-
(ii) Cash and cash equivalents	8	13.25	-	13.25
(b) Other current assets	6	1.02	-	1.02
Sub-total		14.27	-	14.27
<b>Total Assets</b>		<b>14.52</b>	<b>-</b>	<b>14.52</b>
<b>II EQUITY AND LIABILITIES</b>				
Equity				
Equity share capital	9	11.00	-	11.00
Other Equity	10	-	-	(30.13)
Sub-total		(19.13)	-	(19.13)
LIABILITIES				
(1) Non-current liabilities				
(a) Financial liabilities				
(i) Borrowings	11	-	-	-
Sub-total		-	-	-
(2) Current liabilities				
(a) Financial liabilities				
(i) Borrowings	11	25.00	-	25.00
(ii) Trade Payables	13	6.73	-	6.73
(iii) Other financial liabilities	14	-	-	-
(b) Other current liabilities	15	1.91	-	1.91
(c) Provisions	12	-	-	-
Sub-total		33.64	-	33.64
<b>Total Equity and Liabilities</b>		<b>14.51</b>	<b>-</b>	<b>14.51</b>

Reconciliation of profit or loss for the period ended 27th September to 31st March 2018

Particulars	Notes Reference	Indian GAAP	GAAP adjustments	Ind AS
		Year ended 31-Mar-18	Year ended 31-Mar-18	Year ended 31-Mar-18
<b>Continuing Operations</b>				
<b>I REVENUE</b>				
Revenue from operations	15	-	-	-
Other income	16	-	-	-
<b>Total Revenue (I)</b>		<b>-</b>	<b>-</b>	<b>-</b>
<b>II EXPENSES</b>				
Purchases & Consumption of stock in trade	17	-	-	-
Employee benefits expenses	18	16.33	-	16.33
Finance costs	19	0.03	-	0.03
Depreciation and amortization expenses	20	0.01	-	0.01
Other expenses	21	13.76	-	13.76
<b>Total expenses (II)</b>		<b>30.13</b>	<b>-</b>	<b>30.13</b>
<b>III Profit / (loss) for the year from continuing operations (I-II)</b>		<b>(30.13)</b>	<b>-</b>	<b>(30.13)</b>
<b>IV Tax expense:</b>				
Current Tax		-	-	-
<b>V Profit / (Loss) for the Year (III-IV)</b>		<b>(30.13)</b>	<b>-</b>	<b>(30.13)</b>
<b>VI Other Comprehensive Income (OCI)</b>				
<b>Items that will not be reclassified to profit or loss in subsequent period</b>				
Re-measurement gains (losses) on defined benefit plans		-	-	-
<b>VII Total comprehensive income for the year, net of tax</b>		<b>(30.13)</b>	<b>-</b>	<b>(30.13)</b>

Re-classification

The company has reclassified previous year figures to conform to Ind AS classification.

In terms of our report of even date annexed,  
 For O P Bagla & Co. LLP  
 Chartered Accountants  
 FRN 00018NNS0004

NITIN, AIN  
 Partner  
 M.No 510841  
 Place: New Delhi  
 Dated: 03-05-2019

For and on behalf of the board

Bhutan Kajaria  
 Director  
 DIN : 00273928

Alok Kumar  
 Director  
 DIN : 00413134

